

Item 10: Camino del Mar Bridge over the San Dieguito River Replacement Project Informational Update

Del Mar City Council Meeting
November 9, 2020



CITY OF DEL MAR
CALIFORNIA

Camino del Mar Bridge Deficiencies



- Structurally Deficient
- Scour Critical
- Seismically Vulnerable
- Flood Vulnerable
- Hydraulically Limits San Dieguito River Flow

Design Review Criteria

- Bridge Geometry
- Seismic Design
- Staged Construction Scenarios
- Hydraulic and Hydrology Analysis
- Sea Level Rise
- Geotechnical and Foundation Analysis
- Costs
- Environmental Impacts


Public Outreach and Other Meetings

- San Dieguito Lagoon Committee June 20, 2018
- Traffic and Parking Advisory Committee November 15, 2018
- City of Del Mar Open House January 10, 2019
- San Dieguito River Valley Conservancy February 11, 2019
- City Council Meeting April 1, 2019
- Coastal Commission staff-level Meeting January 21, 2020

Camino del Mar Bridge Recommended Alternative

- Bridge Type – 5 Span Cast in Place
- Bridge Cross-Section – 2 Travel lanes, Sidewalks and Bike Lanes on both sides
- Bridge Height – Accommodates 100 year flood and 38 inches of Sea Level Rise, 7 feet higher than existing bridge
- Most feasible operational bridge that meets requirements of the Highway Bridge Program (HBP) for reimbursement

Camino del Mar Bridge Visual Simulation



Recommended
Alternative

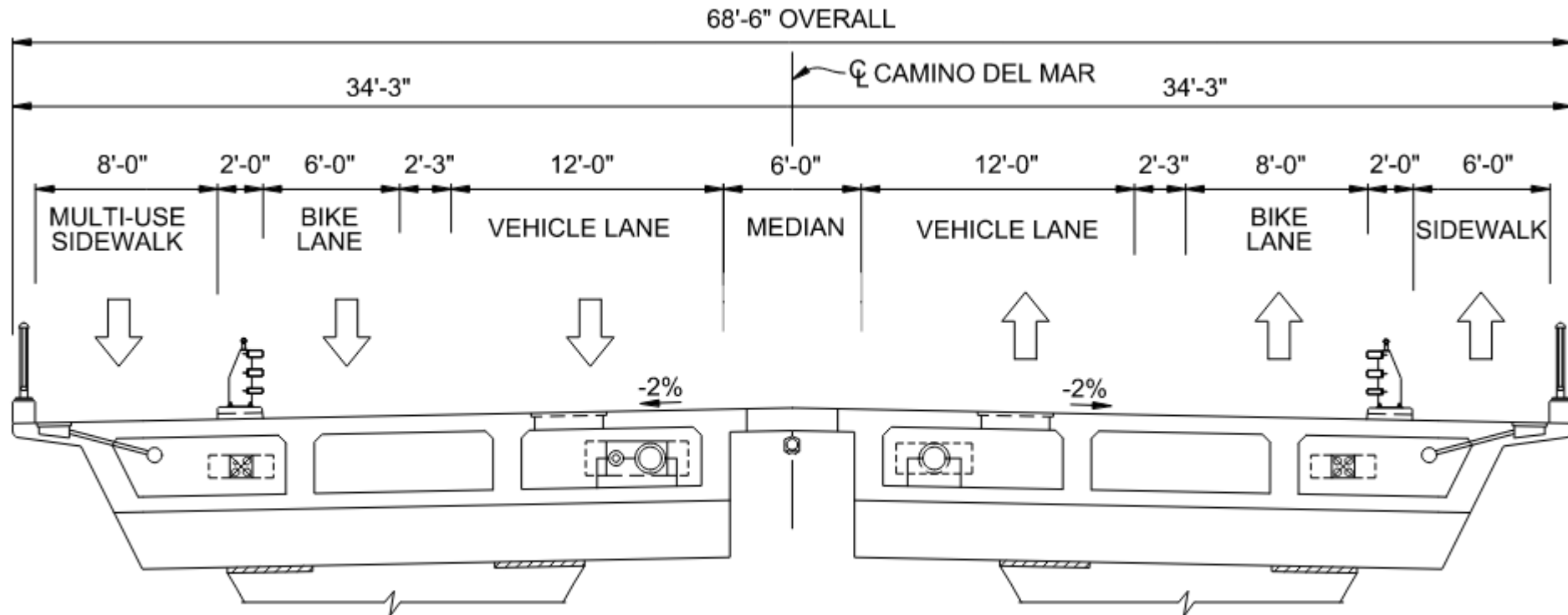
5-Span CIP Box Girder
(Variable Depth)

38-in Sea Level Rise



Existing Bridge

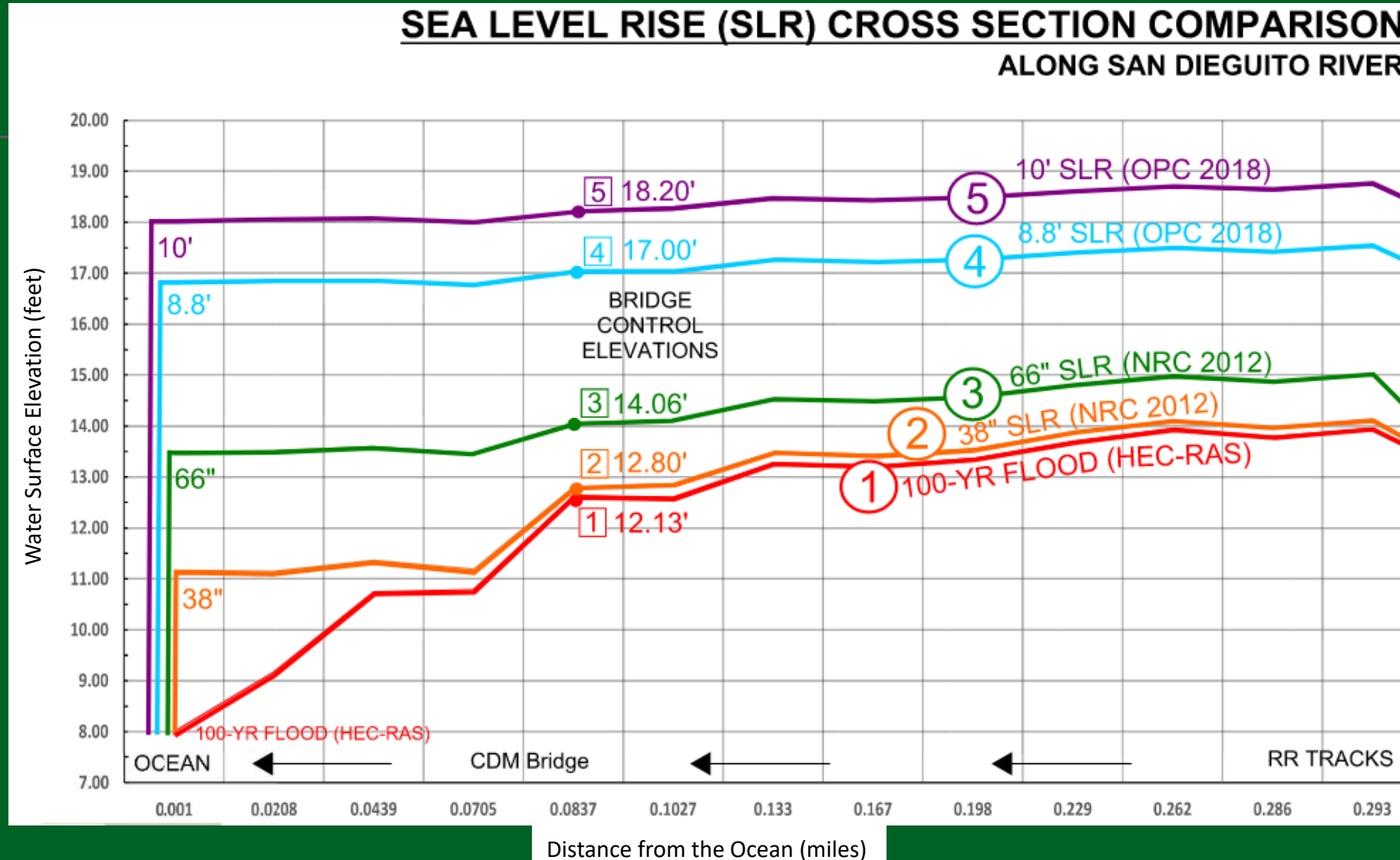
Recommended Bridge Cross-Section



NOTE: PEDESTRIAN
OVERLOOK NOT
SHOWN THIS VIEW.

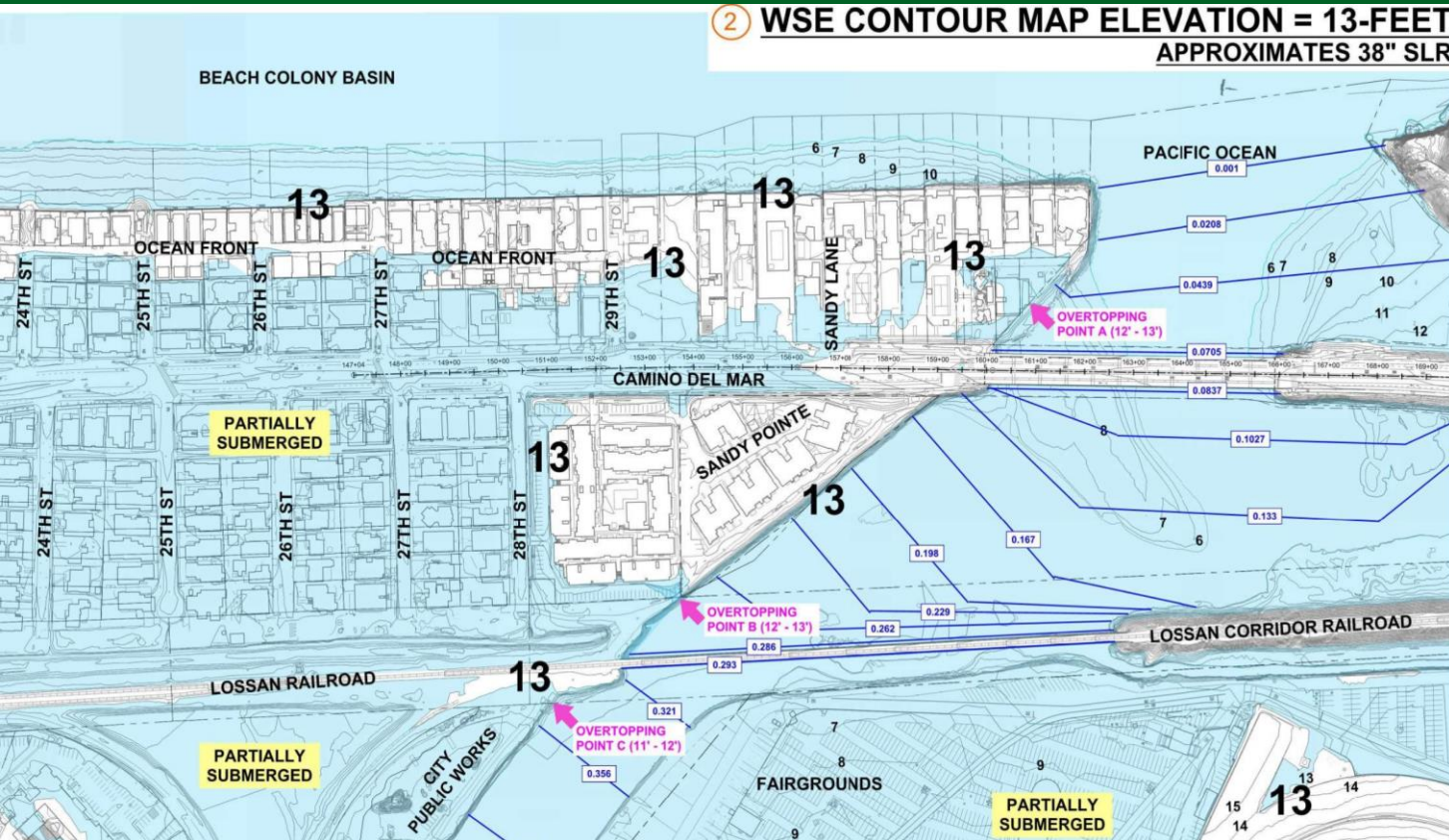
CAMINO DEL MAR
PROPOSED BRIDGE LOOKING NORTHERLY

Sea Level Rise Water Surface Elevation Comparisons



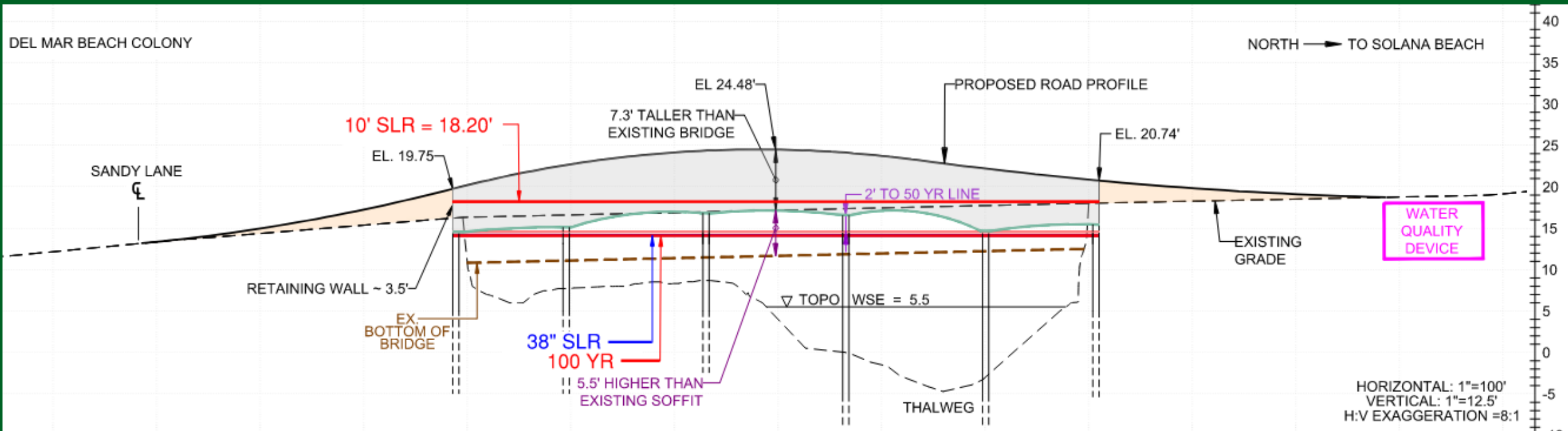
100YR Flood with 38" Sea Level Rise

② WSE CONTOUR MAP ELEVATION = 13-FEET
APPROXIMATES 38" SLR



- Water Surface Elevation 13
- Partial Inundation based on current topography
- Bridge provides access to North

Recommended Bridge Height 5-Span Cast-in-Place



Fiscal Impact

Future Project Phase / Activity	Fiscal Year of Work	Total Future Cost	Federal Funds 88.53%	Local Match 11.47%
Preliminary Engineering	FY2022	\$350,000	\$309,855	\$40,145
Design	FY2023	\$1,500,000	\$1,327,950	\$172,050
Design	FY2024-FY2025	\$1,000,000	\$885,300	\$114,700
Construction	FY2025-FY2029	\$35,000,000	\$30,985,500	\$4,014,500

Questions

