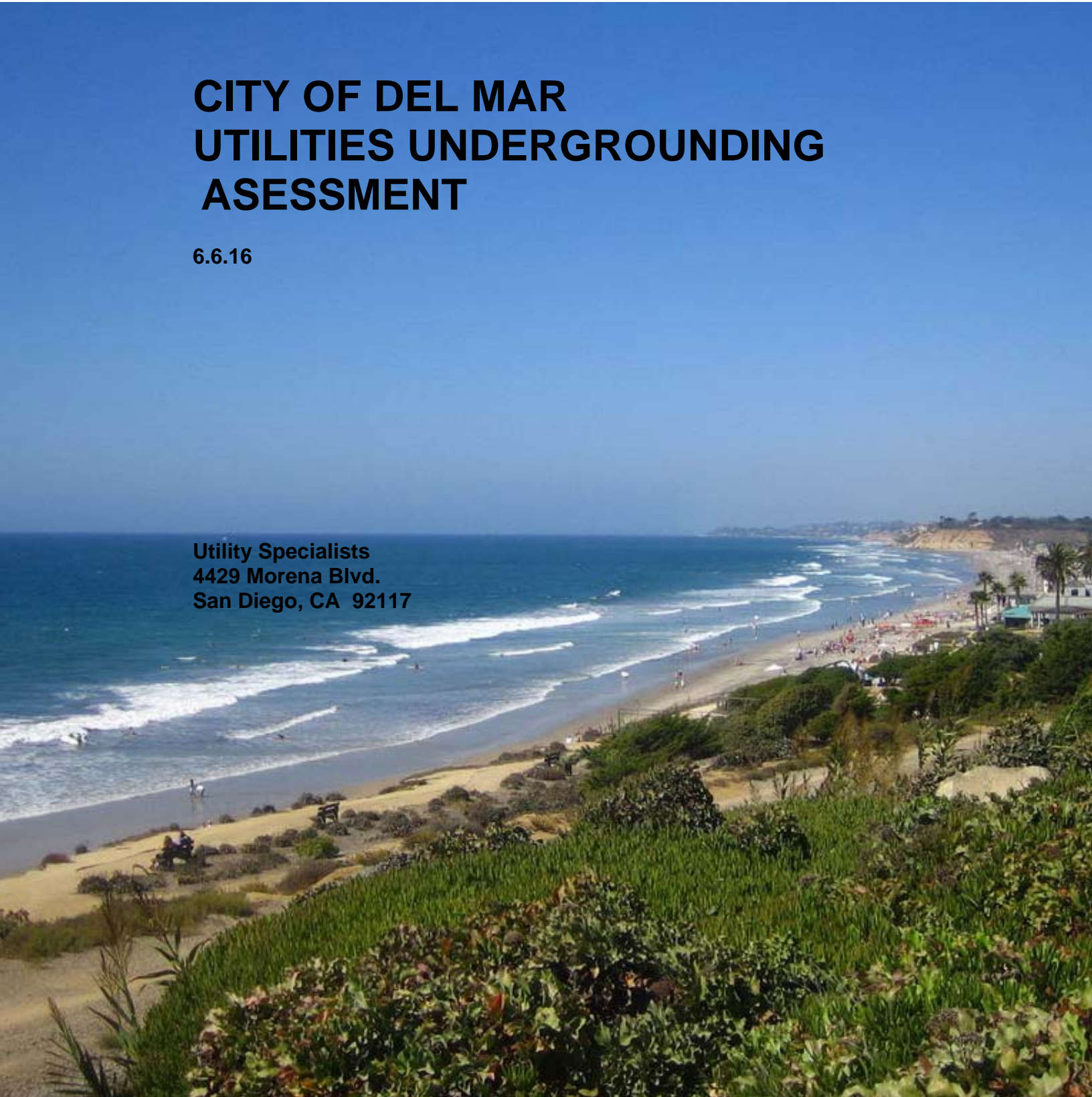


CITY OF DEL MAR UTILITIES UNDERGROUNDING ASSESSMENT

6.6.16

**Utility Specialists
4429 Morena Blvd.
San Diego, CA 92117**



| | Block 1 Oceanview Ave. | Block 2 Stratford Ct. So. | Block 3 Stratford Ct. No. | Block 4 Santa Fe Ave. | Block 5 Camino Del Mar | Block 6 Via De La Valle | Block 7 Nob Ave. | Block 8 Crest Rd. | Block 9 10th Street |
|---------------------------|---------------------------|------------------------------|------------------------------|--------------------------|---------------------------|----------------------------|---------------------|----------------------|------------------------|
| Number of Services | 4 | 71 | 62 | 51 | 102 | 0 | 27 | 170 | 36 |
| Number of Poles | 5 | 65 | 33 | 21 | 62 | 17 | 18 | 85 | 13 |
| Trench Footage | 240 | 6,470 | 2,450 | 1,950 | 5,230 | 3,420 | 1,600 | 13,050 | 1,550 |
| | | | | | | | | | |
| SDG&E | \$42,000 | \$702,700 | \$220,500 | \$146,300 | \$392,300 | \$1,094,400 | \$72,300 | \$981,000 | \$116,300 |
| AT&T | \$18,000 | \$258,800 | \$98,000 | \$78,000 | \$209,200 | \$205,200 | \$68,000 | \$522,000 | \$62,000 |
| Time Warner | \$15,000 | \$194,100 | \$73,500 | \$58,500 | \$156,900 | \$136,800 | \$51,000 | \$391,500 | \$46,500 |
| Subtotal | \$75,000 | \$1,155,600 | \$392,000 | \$282,800 | \$758,400 | \$1,436,400 | \$191,300 | \$1,894,500 | \$224,800 |
| | | | | | | | | | |
| Contractor Costs | | | | | | | | | |
| Mainline | \$25,000 | \$605,700 | \$183,800 | \$146,300 | \$392,300 | \$513,000 | \$93,800 | \$1,044,000 | \$116,300 |
| Services | \$8,000 | \$184,000 | \$92,000 | \$102,000 | \$204,000 | \$0 | \$54,000 | \$340,000 | \$72,000 |
| Subtotal | \$33,000 | \$789,700 | \$275,800 | \$248,300 | \$596,300 | \$513,000 | \$147,800 | \$1,384,000 | \$188,300 |
| | | | | | | | | | |
| Estimated Net Cost | \$108,000 | \$1,945,300 | \$667,800 | \$531,100 | \$1,354,700 | \$1,949,400 | \$339,100 | \$3,278,500 | \$413,100 |

| Block 10 11th Street | Block 11 Van Dyke Ave. | Block 12 Zuni St. | Block 13 Serpentine Ave. | Block 14 San Dieguito Dr. | Block 15 Jimmy Durante Blvd. | Block 15 Transmission | TOTAL |
|-------------------------|---------------------------|----------------------|-----------------------------|------------------------------|---------------------------------|--------------------------|---------------------|
| 31 | 104 | 41 | 109 | 18 | 8 | 8 | 842 |
| 19 | 56 | 23 | 72 | 18 | 31 | 0 | 538 |
| 2,020 | 6,660 | 2,800 | 8,330 | 4,860 | 4,570 | 7,200 | 72,400 |
| | | | | | | | |
| \$151,500 | \$545,000 | \$210,000 | \$624,800 | \$273,800 | \$662,650 | \$2,880,000 | \$9,073,550 |
| \$80,800 | \$266,400 | \$112,000 | \$333,200 | \$194,400 | \$228,500 | | \$2,716,500 |
| \$60,600 | \$199,800 | \$84,000 | \$249,900 | \$145,800 | \$137,100 | | \$1,986,000 |
| \$292,900 | \$1,011,200 | \$406,000 | \$1,207,900 | \$614,000 | \$1,028,250 | \$2,880,000 | \$13,851,050 |
| | | | | | | | |
| \$151,500 | \$499,500 | \$210,000 | \$624,800 | \$322,200 | \$502,700 | | \$5,405,900 |
| \$62,000 | \$208,000 | \$82,000 | \$218,000 | \$36,000 | \$16,000 | | \$1,670,000 |
| \$213,500 | \$707,500 | \$292,000 | \$842,800 | \$358,200 | \$518,700 | | \$7,108,900 |
| | | | | | | | |
| \$506,400 | \$1,718,700 | \$698,000 | \$2,050,700 | \$972,200 | \$1,546,950 | \$2,880,000 | \$20,959,950 |



4429 Morena Boulevard
San Diego, California 92117

858.581.2250

Utility Specialists completed the enclosed report to provide the City of Del Mar a better understanding of the benefits to the City of an Undergrounding Plan. The objective was to create a plan that maximizes funds, identifies neighborhood undergrounding 'blocks' that can be managed as stand-alone projects and provide cost opinions that assist the City in budgeting and collecting funds for.

We identified the individual undergrounding blocks based on logical termination points in the overhead circuitry so each project can be constructed and energized independent of each other.

The following list places the blocks in order of cost versus benefit, using the number of poles being removed as a basis:

- Block 7: Nob Avenue - \$18,839 per pole
- Block 3: Stratford Court North - \$20,236 per pole
- Block 5: Camino Del Mar - \$21,850 per pole
- Block 4: Santa Fe Avenue - \$25,290 per pole
- Block 10: 11th Street - \$26,653 per pole
- Block 13: Serpentine Avenue - \$28,482 per pole
- Block 2: Stratford Court South - \$29,928 per pole
- Block 12: Zuni Street - \$30,348 per pole
- Block 11: VanDyke Avenue - \$30,691 per pole
- Block 9: 10th Street - \$31,777 per pole
- Block 15: Jimmy Durante Boulevard (Distribution) - \$49,902 per pole
- Block 14: San Dieguito Drive - \$54,011 per pole
- Block 6: Via de la Valle - \$114,671 per pole
- Block 8: Crest Road - \$182,139 per pole
- Block 15: Jimmy Durante Boulevard (Transmission) - \$360,000 per pole

Our cost opinions include assumptions such as cable or conductor size(s) and probable size and number of conduits. We use existing historical cost data on like undergrounding projects as well as any Utility Company order of magnitude costs that may be obtained from the Utility Companies. The Consultant performs dozens if not several hundred utility estimates each year. These estimates are regularly updated with utility cost data as made available by Utility Companies and Contractors.



BLOCK 1 – OCEANVIEW AVENUE

Most of Block 1 has been converted to underground, with the exception of the following four homes:

- 132 Oceanview Ave.
- 144 Oceanview Ave.
- 157 Oceanview Ave.
- 166 Oceanview Ave.

| | Block 1 Oceanview Ave. |
|---------------------------|---------------------------------------|
| Number of Services | 4 |
| Number of Poles | 5 |
| Trench Footage | 240 |
| | |
| SDG&E | \$42,000 |
| AT&T | \$18,000 |
| Time Warner | \$15,000 |
| Subtotal | \$75,000 |
| | |
| Contractor Costs | |
| Mainline | \$25,000 |
| Services | \$8,000 |
| Subtotal | \$33,000 |
| | |
| Estimated Net Cost | \$108,000 |



4429 Morena Boulevard
San Diego, California 92117
858.581.2250

BLOCK 2 – STRATFORD COURT SOUTH

House service laterals that have already been converted from overhead to underground: 69

| | |
|-----|---|
| 108 | 4th Street |
| 111 | 4th Street |
| 120 | 4th Street |
| 140 | 4th Street |
| 145 | 4th Street |
| 156 | 4th Street |
| 167 | 4th Street |
| 201 | 4th Street |
| 306 | 4th Street |
| 310 | 4th Street |
| 314 | 4th Street |
| 318 | 4th Street |
| 424 | Stratford Ct. (Apartments) |
| 510 | Stratford Ct. (Apartments) |
| 117 | 6th Street (Alley is Sherie Lane) |
| 149 | 6th Street (Alley is Sherie Lane) |
| 155 | 6th Street (Alley is Sherie Lane) |
| 157 | 6th Street (Alley is Sherie Lane) |
| 110 | 7th Street (Alley is Little Orphan Way) |
| 127 | 7th Street (Alley is Sherie Lane) |
| 135 | 7th Street (Alley is Sherie Lane) |
| 140 | 7th Street (Alley is Little Orphan Way) |
| 149 | 7th Street (Alley is Little Orphan Way) |
| 152 | 7th Street (Alley is Little Orphan Way) |
| 119 | 8th Street (Alley is Little Orphan Way) |
| 123 | 8th Street (Alley is Little Orphan Way) |
| 128 | 8th Street (Alley is Shipley Lane) |
| 134 | 8th Street (Alley is Shipley Lane) |
| 143 | 8th Street (Alley is Little Orphan Way) |
| 152 | 8th Street (Alley is Shipley Lane) |
| 116 | 9th Street (Alley is Melanie Lane) |
| 120 | 9th Street (Alley is Melanie Lane) |
| 134 | 9th Street (Alley is Melanie Lane) |

| | | |
|------|-----------------|---------------------------|
| 135 | 9th Street | (Alley is Shipley Lane) |
| 142 | 9th Street | (Alley is Shipley Lane) |
| 147 | 9th Street | (Alley is Shipley Lane) |
| 157 | 9th Street | (Alley is Shipley Lane) |
| 111 | 10th Street | (Alley is Melanie Lane) |
| 144 | 10th Street | (Alley is Lois Lane) |
| 150 | 10th Street | (Alley is Lois Lane) |
| 110 | 11th Street | (Alley is Sea Orbit Lane) |
| 116 | 11th Street | (Alley is Sea Orbit Lane) |
| 137 | 11th Street | (Alley is Lois Lane) |
| 140 | 11th Street | (Alley is Sea Orbit Lane) |
| 142 | 11th Street | (Alley is Sea Orbit Lane) |
| 149 | 11th Street | (Alley is Sea Orbit Lane) |
| 150 | 11th Street | (Alley is Sea Orbit Lane) |
| 101 | 12th Street | (Alley is Sea Orbit Lane) |
| 111 | 12th Street | (Alley is Sea Orbit Lane) |
| 119 | 12th Street | (Alley is Sea Orbit Lane) |
| 147 | 12th Street | (Alley is Sea Orbit Lane) |
| 460 | Camino Del Mar | |
| 526 | Camino Del Mar | |
| 710 | Camino Del Mar | |
| 624 | Stratford Court | |
| 730 | Stratford Court | |
| 720 | Camino Del Mar | |
| 709 | Stratford Court | |
| 832 | Camino Del Mar | |
| 919 | Stratford Court | |
| 215 | 10th Street | (Alley is Melanie Lane) |
| 223 | 10th Street | (Alley is Melanie Lane) |
| 227 | 10th Street | (Alley is Melanie Lane) |
| 1005 | Stratford Court | |
| 217 | 11th Street | (Alley is Lois Lane) |
| 234 | 10th Street | (Alley is Lois Lane) |
| 1140 | Camino Del Mar | |
| 1035 | Stratford Court | |
| 1104 | Stratford Court | |

| | Block 2 Stratford Ct. So. |
|---------------------------|--|
| Number of Services | 71 |
| Number of Poles | 65 |
| Trench Footage | 6,470 |
| | |
| SDG&E | \$702,700 |
| AT&T | \$258,800 |
| Time Warner | \$194,100 |
| Subtotal | \$1,155,600 |
| | |
| Contractor Costs | |
| Mainline | \$605,700 |
| Services | \$184,000 |
| Subtotal | \$789,700 |
| | |
| Estimated Net Cost | \$1,945,300 |

**BLOCK 3 – STRATFORD COURT NORTH**

House service laterals that have already been converted from overhead to underground: 31

| | | |
|------|-----------------|----------------------|
| 100 | 12th Street | (Alley is Lois Lane) |
| 104 | 12th Street | (Alley is Lois Lane) |
| 112 | 12th Street | (Alley is Lois Lane) |
| 120 | 12th Street | (Alley is Lois Lane) |
| 128 | 12th Street | (Alley is Lois Lane) |
| 130 | 12th Street | (Alley is Lois Lane) |
| 148 | 12th Street | (Alley is Lois Lane) |
| 150 | 12th Street | (Alley is Lois Lane) |
| 106 | 13th Street | |
| 115 | 13th Street | (Alley is Lois Lane) |
| 118 | 13th Street | |
| 119 | 13th Street | (Alley is Lois Lane) |
| 121 | 13th Street | (Alley is Lois Lane) |
| 125 | 13th Street | (Alley is Lois Lane) |
| 141 | 13th Street | (Alley is Lois Lane) |
| 145 | 13th Street | (Alley is Lois Lane) |
| 150 | 13th Street | (Alley is Lois Lane) |
| 155 | 13th Street | (Alley is Lois Lane) |
| 165 | 13th Street | (Alley is Lois Lane) |
| 1135 | Stratford Court | |
| 1216 | Stratford Court | |
| 1224 | Stratford Court | |
| 1246 | Stratford Court | |
| 1310 | Stratford Court | |
| 1407 | Stratford Court | |
| 1420 | Stratford Court | |
| 1428 | Stratford Court | |
| 1302 | Del Mar Court | |
| 122 | 15th Street | |
| 201 | 15th Street | |
| 1344 | Ocean Ave. | |

| | Block 3 Stratford Ct. No. |
|---------------------------|--|
| Number of Services | 62 |
| Number of Poles | 33 |
| Trench Footage | 2,450 |
| | |
| SDG&E | \$220,500 |
| AT&T | \$98,000 |
| Time Warner | \$73,500 |
| Subtotal | \$392,000 |
| | |
| Contractor Costs | |
| Mainline | \$183,800 |
| Services | \$92,000 |
| Subtotal | \$275,800 |
| | |
| Estimated Net Cost | \$667,800 |



BLOCK 4 – SANTA FE AVENUE

House service laterals that have already been converted from overhead to underground: 5

| | |
|------|---------------|
| 212 | 19th Street |
| 1905 | Santa Fe Ave. |
| 1923 | Santa Fe Ave. |
| 2020 | Santa Fe Ave. |
| 2135 | Coast Blvd. |

| | Block 4 Santa Fe Ave. |
|---------------------------|--------------------------------------|
| Number of Services | 51 |
| Number of Poles | 21 |
| Trench Footage | 1,950 |
| | |
| SDG&E | \$146,300 |
| AT&T | \$78,000 |
| Time Warner | \$58,500 |
| Subtotal | \$282,800 |
| | |
| Contractor Costs | |
| Mainline | \$146,300 |
| Services | \$102,000 |
| Subtotal | \$248,300 |
| | |
| Estimated Net Cost | \$531,100 |



BLOCK 5 – CAMINO DEL MAR

House service laterals that have already been converted from overhead to underground: 86

| | |
|------|----------------|
| 1912 | Ocean Front |
| 2024 | Ocean Front |
| 2112 | Ocean Front |
| 2124 | Ocean Front |
| 2211 | Ocean Front |
| 2220 | Ocean Front |
| 2307 | Ocean Front |
| 2410 | Ocean Front |
| 2418 | Ocean Front |
| 2430 | Ocean Front |
| 2601 | Ocean Front |
| 2614 | Ocean Front |
| 2618 | Ocean Front |
| 2704 | Ocean Front |
| 2712 | Ocean Front |
| 2720 | Ocean Front |
| 2727 | Ocean Front |
| 2728 | Ocean Front |
| 2808 | Ocean Front |
| 2820 | Ocean Front |
| 2828 | Ocean Front |
| 2402 | Camino Del Mar |
| 2625 | Camino Del Mar |
| 2727 | Camino Del Mar |
| 2801 | Camino Del Mar |
| 2902 | Camino Del Mar |
| 2921 | Camino Del Mar |
| 2928 | Camino Del Mar |
| 2940 | Camino Del Mar |
| 2998 | Camino Del Mar |
| 3002 | Camino Del Mar |
| 3004 | Camino Del Mar |

| | |
|------|----------------|
| 3006 | Camino Del Mar |
| 3010 | Camino Del Mar |
| 208 | 21st Street |
| 216 | 21st Street |
| 228 | 21st Street |
| 232 | 21st Street |
| 236 | 21st Street |
| 2212 | Coast Blvd. |
| 132 | 22nd Street |
| 144 | 22nd Street |
| 211 | 22nd Street |
| 212 | 22nd Street |
| 223 | 22nd Street |
| 218 | 22nd Street |
| 230 | 22nd Street |
| 231 | 22nd Street |
| 239 | 22nd Street |
| 243 | 22nd Street |
| 242 | 22nd Street |
| 247 | 22nd Street |
| 250 | 22nd Street |
| 260 | 22nd Street |
| 136 | 23rd Street |
| 143 | 23rd Street |
| 151 | 23rd Street |
| 255 | 23rd Street |
| 260 | 23rd Street |
| 122 | 24th Street |
| 145 | 24th Street |
| 146 | 24th Street |
| 235 | 24th Street |
| 236 | 24th Street |
| 239 | 24th Street |
| 241 | 24th Street |
| 267 | 24th Street |
| 131 | 25th Street |
| 140 | 25th Street |
| 145 | 25th Street |
| 153 | 25th Street |
| 221 | 25th Street |
| 233 | 25th Street |
| 137 | 26th Street |
| 146 | 26th Street |
| 244 | 26th Street |
| 121 | 27th Street |

139 27th Street
 152 27th Street
 155 27th Street
 160 27th Street
 211 27th Street
 219 27th Street
 220 27th Street
 235 27th Street
 251 27th Street

| | Block 5 Camino Del Mar |
|---------------------------|---------------------------------------|
| Number of Services | 102 |
| Number of Poles | 62 |
| Trench Footage | 5,230 |
| | |
| SDG&E | \$392,300 |
| AT&T | \$209,200 |
| Time Warner | \$156,900 |
| Subtotal | \$758,400 |
| | |
| Contractor Costs | |
| Mainline | \$392,300 |
| Services | \$204,000 |
| Subtotal | \$596,300 |
| | |
| Estimated Net Cost | \$1,354,700 |



BLOCK 6 – VIA DE LA VALLE

House service laterals that have already been converted from overhead to underground: 10

| | Block 6 Via De La Valle |
|---------------------------|--|
| Number of Services | 0 |
| Number of Poles | 17 |
| Trench Footage | 3,420 |
| | |
| SDG&E | \$1,094,400 |
| AT&T | \$205,200 |
| Time Warner | \$136,800 |
| Subtotal | \$1,436,400 |
| | |
| Contractor Costs | |
| Mainline | \$513,000 |
| Services | \$0 |
| Subtotal | \$513,000 |
| | |
| Estimated Net Cost | \$1,949,400 |



BLOCK 7 – NOB AVENUE

House service laterals that have already been converted from overhead to underground: 46

| | |
|-----|------------------|
| 306 | 4th Street |
| 310 | 4th Street |
| 314 | 4th Street |
| 318 | 4th Street |
| 511 | Camino Del Mar |
| 517 | Camino Del Mar |
| 533 | Camino Del Mar |
| 543 | Camino Del Mar |
| 306 | La Amatista Road |
| 310 | La Amatista Road |
| 318 | La Amatista Road |
| 325 | La Amatista Road |
| 326 | La Amatista Road |
| 334 | La Amatista Road |
| 335 | La Amatista Road |
| 341 | La Amatista Road |
| 300 | 7th Street |
| 310 | 7th Street |
| 311 | 7th Street |
| 313 | 7th Street |
| 319 | 7th Street |
| 321 | 7th Street |
| 329 | 7th Street |
| 330 | 7th Street |
| 335 | 7th Street |
| 340 | 7th Street |
| 407 | 7th Street |
| 411 | 7th Street |
| 414 | 7th Street |
| 418 | 7th Street |
| 424 | 7th Street |
| 610 | Nob Ave. |

| | |
|-----|------------|
| 629 | Nob Ave. |
| 635 | Nob Ave. |
| 640 | Nob Ave. |
| 704 | Nob Ave. |
| 717 | Nob Ave. |
| 742 | Nob Ave. |
| 325 | 8th Street |
| 335 | 8th Street |
| 405 | 8th Street |
| 411 | 8th Street |
| 417 | 8th Street |
| 425 | 8th Street |
| 431 | 8th Street |
| 343 | 9th Street |

| | Block 7 Nob Ave. |
|---------------------------|-----------------------------|
| Number of Services | 27 |
| Number of Poles | 18 |
| Trench Footage | 1,600 |
| | |
| SDG&E | \$72,300 |
| AT&T | \$68,000 |
| Time Warner | \$51,000 |
| Subtotal | \$191,300 |
| | |
| Contractor Costs | |
| Mainline | \$93,800 |
| Services | \$54,000 |
| Subtotal | \$147,800 |
| | |
| Estimated Net Cost | \$339,100 |



BLOCK 8 – CREST ROAD

House service laterals that have already been converted from overhead to underground: 47

| | |
|------|------------------|
| 941 | Camino Del Mar |
| 407 | 10th Street |
| 420 | 10th Street |
| 427 | 10th Street |
| 901 | Highland Ave. |
| 527 | Orchid Lane |
| 560 | Orchid Lane |
| 698 | Orchid Lane |
| 912 | Crest Road |
| 945 | Crest Road |
| 550 | Amphitheater Dr. |
| 538 | Amphitheater Dr. |
| 555 | Amphitheater Dr. |
| 579 | Amphitheater Dr. |
| 609 | Amphitheater Dr. |
| 711 | Amphitheater Dr. |
| 610 | Klamath Dr. |
| 622 | Klamath Dr. |
| 633 | Klamath Dr. |
| 637 | Klamath Dr. |
| 704 | Klamath Dr. |
| 709 | Klamath Dr. |
| 714 | Klamath Dr. |
| 727 | Klamath Dr. |
| 730 | Klamath Dr. |
| 966 | Klish Way |
| 963 | Klish Way |
| 1102 | Klish Way |
| 1111 | Klish Way |
| 700 | Crest Road |
| 834 | Crest Road |
| 1122 | Crest Road |

| | |
|------|------------|
| 1135 | Crest Road |
| 1145 | Crest Road |
| 1203 | Crest Road |
| 1223 | Crest Road |
| 1230 | Crest Road |
| 1232 | Crest Road |
| 1420 | Crest Road |
| 1440 | Crest Road |
| 700 | Hoska Lane |
| 701 | Hoska Dr. |
| 707 | Hoska Dr. |
| 709 | Hoska Dr. |
| 711 | Hoska Dr. |
| 727 | Hoska Dr. |
| 730 | Hoska Dr. |

| | Block 8 Crest Rd. |
|---------------------------|------------------------------|
| Number of Services | 170 |
| Number of Poles | 85 |
| Trench Footage | 13,050 |
| | |
| SDG&E | \$981,000 |
| AT&T | \$522,000 |
| Time Warner | \$391,500 |
| Subtotal | \$1,894,500 |
| | |
| Contractor Costs | |
| Mainline | \$1,044,000 |
| Services | \$340,000 |
| Subtotal | \$1,384,000 |
| | |
| Estimated Net Cost | \$3,278,500 |



BLOCK 9 – 10TH STREET

House service laterals that have already been converted from overhead to underground: 19

| | |
|------|---------------|
| 307 | 10th Street |
| 335 | 10th Street |
| 336 | 10th Street |
| 407 | 10th Street |
| 420 | 10th Street |
| 427 | 10th Street |
| 428 | 10th Street |
| 444 | 10th Street |
| 456 | 10th Street |
| 520 | 10th Street |
| 1001 | Highland Ave. |
| 505 | Tewa Court |
| 519 | Tewa Court |
| 529 | Tewa Court |
| 543 | Tewa Court |
| 565 | Tewa Court |
| 989 | Klish Way |
| 1010 | Klish Way |
| 1035 | Klish Way |

| | Block 9 10th Street |
|---------------------------|--------------------------------|
| Number of Services | 36 |
| Number of Poles | 13 |
| Trench Footage | 1,550 |
| | |
| SDG&E | \$116,300 |
| AT&T | \$62,000 |
| Time Warner | \$46,500 |
| Subtotal | \$224,800 |
| | |
| Contractor Costs | |
| Mainline | \$116,300 |
| Services | \$72,000 |
| Subtotal | \$188,300 |
| | |
| Estimated Net Cost | \$413,100 |



BLOCK 10 – 11TH STREET

House service laterals that have already been converted from overhead to underground: 15

| | |
|------|----------------|
| 1105 | Camino Del Mar |
| 1125 | Camino Del Mar |
| 1135 | Camino Del Mar |
| 319 | 12th Street |
| 320 | 11th Street |
| 343 | 11th Street |
| 411 | 11th Street |
| 443 | 11th Street |
| 511 | 11th Street |
| 1140 | Luneta Dr. |
| 1141 | Luneta Dr. |
| 1127 | Cuchara Dr. |
| 1150 | Cuchara Dr. |
| 1155 | Cuchara Dr. |
| 1158 | Cuchara Dr. |

| | Block 10 11th Street |
|---------------------------|---------------------------------|
| Number of Services | 31 |
| Number of Poles | 19 |
| Trench Footage | 2,020 |
| | |
| SDG&E | \$151,500 |
| AT&T | \$80,800 |
| Time Warner | \$60,600 |
| Subtotal | \$292,900 |
| | |
| Contractor Costs | |
| Mainline | \$151,500 |
| Services | \$62,000 |
| Subtotal | \$213,500 |
| | |
| Estimated Net Cost | \$506,400 |



BLOCK 11 – VAN DYKE AVENUE

House service laterals that have already been converted from overhead to underground: 34

| | |
|------|---------------|
| 316 | 13th Street |
| 325 | 13th Street |
| 333 | 13th Street |
| 348 | 13th Street |
| 351 | 13th Street |
| 355 | 13th Street |
| 377 | 13th Street |
| 323 | 14th Street |
| 325 | 14th Street |
| 327 | 14th Street |
| 334 | 15th Street |
| 431 | VanDyke Ave. |
| 445 | VanDyke Ave. |
| 542 | VanDyke Ave. |
| 585 | VanDyke Ave. |
| 1359 | Via Alta |
| 1375 | Via Alta |
| 1382 | Via Alta |
| 1383 | Via Alta |
| 1408 | Via Alta |
| 507 | Umatilla Road |
| 524 | Umatilla Road |
| 1227 | Umatilla Road |
| 1221 | Umatilla Road |
| 1241 | Umatilla Road |
| 1352 | Umatilla Road |
| 1366 | Umatilla Road |
| 531 | Rimini Road |
| 538 | Rimini Road |
| 545 | Rimini Road |
| 560 | Rimini Road |
| 629 | Rimini Road |

650 Rimini Road
480 Carolina Road

| | Block 11 Van Dyke Ave. |
|---------------------------|-----------------------------------|
| Number of Services | 104 |
| Number of Poles | 56 |
| Trench Footage | 6,660 |
| | |
| SDG&E | \$545,000 |
| AT&T | \$266,400 |
| Time Warner | \$199,800 |
| Subtotal | \$1,011,200 |
| | |
| Contractor Costs | |
| Mainline | \$499,500 |
| Services | \$208,000 |
| Subtotal | \$707,500 |
| | |
| Estimated Net Cost | \$1,718,700 |



BLOCK 12 – ZUNI STREET

House service laterals that have already been converted from overhead to underground: 40

| | |
|------|----------------|
| 1435 | Camino Del Mar |
| 1455 | Luneta Dr. |
| 334 | 15th Street |
| 410 | 15th Street |
| 454 | 15th Street |
| 462 | 15th Street |
| 475 | 15th Street |
| 508 | 15th Street |
| 510 | 15th Street |
| 1516 | Luneta Dr. |
| 1524 | Luneta Dr. |
| 1525 | Luneta Dr. |
| 1546 | Luneta Dr. |
| 1563 | Luneta Dr. |
| 1568 | Luneta Dr. |
| 1571 | Luneta Dr. |
| 1610 | Stratford Way |
| 1615 | Stratford Way |
| 1631 | Stratford Way |
| 1635 | Stratford Way |
| 1639 | Stratford Way |
| 1655 | Stratford Way |
| 1663 | Stratford Way |
| 1737 | Stratford Way |
| 1745 | Stratford Way |
| 1620 | Stratford Way |
| 1630 | Stratford Way |
| 469 | Zuni Dr. |
| 488 | Zuni Dr. |
| 307 | Belaire Street |
| 325 | Belaire Street |
| 355 | Belaire Street |

1735 Seaview Ave.
 1779 Seaview Ave.
 1801 Seaview Ave.
 1956 Seaview Ave.
 2026 Seaview Ave.
 2045 Seaview Ave.
 2069 Seaview Ave.
 2075 Seaview Ave.

| | Block 12 Zuni St. |
|---------------------------|------------------------------|
| Number of Services | 41 |
| Number of Poles | 23 |
| Trench Footage | 2,800 |
| | |
| SDG&E | \$210,000 |
| AT&T | \$112,000 |
| Time Warner | \$84,000 |
| Subtotal | \$406,000 |
| | |
| Contractor Costs | |
| Mainline | \$210,000 |
| Services | \$82,000 |
| Subtotal | \$292,000 |
| | |
| Estimated Net Cost | \$698,000 |



BLOCK 13 – SERPENTINE AVENUE

House service laterals that have already been converted from overhead to underground: 39

| | |
|------|-------------------|
| 1870 | Seaview Ave. |
| 1888 | Seaview Ave. |
| 1928 | Balboa Ave. |
| 1930 | Balboa Ave. |
| 1720 | Zapo Street |
| 1839 | Zapo Street |
| 1848 | Zapo Street |
| 1905 | Zapo Street |
| 1993 | Zapo Street |
| 2029 | Zapo Street |
| 2015 | Zapo Street |
| 1997 | Gatun Street |
| 2061 | Gatun Street |
| 2081 | Gatun Street |
| 2100 | Gatun Street |
| 364 | Belaire Street |
| 375 | Belaire Street |
| 385 | Belaire Street |
| 394 | Belaire Street |
| 386 | Serpentine Dr. |
| 347 | Serpentine Dr. |
| 417 | Serpentine Dr. |
| 532 | Serpentine Dr. |
| 540 | Serpentine Dr. |
| 608 | Serpentine Dr. |
| 690 | Serpentine Dr. |
| 420 | Avenida Primavera |
| 453 | Avenida Primavera |
| 457 | Avenida Primavera |
| 466 | Avenida Primavera |
| 1619 | Serpentine Dr. |
| 1622 | Serpentine Dr. |

1633 Serpentine Dr.
 443 Zuni Dr.
 660 Zuni Dr.
 507 15th Street
 550 15th Street
 627 15th Street
 650 15th Street
 1507 Crest Road
 1511 Forrest Way
 1528 Forrest Way

| | Block 13 Serpentine Ave. |
|---------------------------|---|
| Number of Services | 109 |
| Number of Poles | 72 |
| Trench Footage | 8,330 |
| | |
| SDG&E | \$624,800 |
| AT&T | \$333,200 |
| Time Warner | \$249,900 |
| Subtotal | \$1,207,900 |
| | |
| Contractor Costs | |
| Mainline | \$624,800 |
| Services | \$218,000 |
| Subtotal | \$842,800 |
| | |
| Estimated Net Cost | \$2,050,700 |



BLOCK 14 – SAN DIEGUITO DRIVE

House service laterals that have already been converted from overhead to underground: 63

| | |
|------|------------------|
| 1420 | Orbia Road |
| 1450 | Orbia Road |
| 1810 | Orbia Road |
| 1601 | San Dieguito Dr. |
| 2136 | San Dieguito Dr. |
| 2168 | San Dieguito Dr. |
| 2186 | San Dieguito Dr. |
| 2188 | San Dieguito Dr. |
| 790 | Balboa Ave. |
| 1904 | Balboa Ave. |
| 2077 | Balboa Ave. |
| 2105 | Balboa Ave. |
| 2108 | Balboa Ave. |
| 2115 | Balboa Ave. |
| 2116 | Balboa Ave. |
| 2123 | Balboa Ave. |
| 2130 | Balboa Ave. |
| 2150 | Balboa Ave. |
| 2158 | Balboa Ave. |
| 2160 | Balboa Ave. |
| 2164 | Balboa Ave. |
| 2165 | Balboa Ave. |
| 373 | Luzon Ave. |
| 389 | Luzon Ave. |
| 390 | Luzon Ave. |
| 396 | Luzon Ave. |
| 408 | Luzon Ave. |
| 420 | Luzon Ave. |
| 423 | Luzon Ave. |
| 438 | Luzon Ave. |
| 1955 | David Way |
| 1973 | David Way |

| | |
|------|--------------|
| 2015 | David Way |
| 2031 | David Way |
| 2045 | David Way |
| 2055 | David Way |
| 2061 | David Way |
| ? | David Way |
| ? | David Way |
| ? | David Way |
| 1930 | David Way |
| 1940 | David Way |
| 1956 | David Way |
| 1970 | David Way |
| 1974 | David Way |
| 2008 | David Way |
| 2026 | David Way |
| 2037 | David Way |
| 2048 | David Way |
| 2104 | David Way |
| 2134 | David Way |
| 2143 | David Way |
| 2147 | David Way |
| 2152 | David Way |
| 2155 | David Way |
| 2112 | Heather Lane |
| 2115 | Heather Lane |
| 2124 | Heather Lane |
| 2127 | Heather Lane |
| 2136 | Heather Lane |
| 2139 | Heather Lane |
| 2148 | Heather Lane |
| 1465 | Crest Road |

| | Block 14 San Dieguito Dr. |
|---------------------------|--------------------------------------|
| Number of Services | 18 |
| Number of Poles | 18 |
| Trench Footage | 4,860 |
| | |
| SDG&E | \$273,800 |
| AT&T | \$194,400 |
| Time Warner | \$145,800 |
| Subtotal | \$614,000 |
| | |
| Contractor Costs | |
| Mainline | \$322,200 |
| Services | \$36,000 |
| Subtotal | \$358,200 |
| | |
| Estimated Net Cost | \$972,200 |



BLOCK 15 – JIMMY DURANTE BOULEVARD

| | Block 15 Jimmy Durante Blvd. | Block 15 Transmission |
|---------------------------|---|----------------------------------|
| Number of Services | 8 | |
| Number of Poles | 31 | 8 |
| Trench Footage | 4,570 | 7,200 |
| | | |
| SDG&E | \$662,650 | \$2,880,000 |
| AT&T | \$228,500 | |
| Time Warner | \$137,100 | |
| Subtotal | \$1,028,250 | \$2,880,000 |
| | | |
| Contractor Costs | | |
| Mainline | \$502,700 | |
| Services | \$16,000 | |
| Subtotal | \$518,700 | |
| | | |
| Estimated Net Cost | \$1,546,950 | \$2,880,000 |



SCALE:NTS



Utility Specialists
results through teamwork

4429 Morena Blvd / San Diego, CA 92117
 Phone: (858) 581-2250 / Fax: (858) 483-2734

REVISIONS

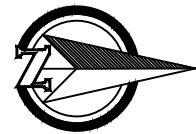
| NO. | DESCRIPTION |
|-----|-------------|
| | |
| | |
| | |
| | |

CITY OF DEL MAR
 UTILITIES UNDERGROUNDING
 ASSESSMENT

DATE: 5-24-16
 SHEET:
 1 OF 14
 DESIGN BY:
 DS
 DRAWN BY:
 ESL
 PROJECT #
 CDM720



SCALE:NTS



Utility Specialists
results through teamwork

4429 Morena Blvd / San Diego, CA 92117
 Phone: (858) 581-2250 / Fax: (858) 483-2734

REVISIONS

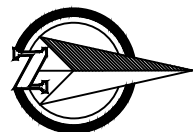
| NO. | DESCRIPTION |
|-----|-------------|
| | |
| | |
| | |
| | |

CITY OF DEL MAR
 UTILITIES UNDERGROUNDING
 ASSESSMENT

DATE: 5-24-16
 SHEET:
 3 OF 14
 DESIGN BY:
 DS
 DRAWN BY:
 ESL
 PROJECT #
 CDM720



SCALE:NTS



Utility Specialists
results through teamwork

4429 Morena Blvd / San Diego, CA 92117
 Phone: (858) 581-2250 / Fax: (858) 483-2734

REVISIONS

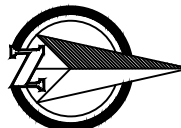
| NO. | DESCRIPTION |
|-----|-------------|
| | |
| | |
| | |
| | |

CITY OF DEL MAR
 UTILITIES UNDERGROUNDING
 ASSESSMENT

DATE: 5-24-16
 SHEET:
 4 OF 14
 DESIGN BY:
 DS
 DRAWN BY:
 ESL
 PROJECT #
 CDM720



SCALE:NTS



Utility Specialists
results through teamwork

4429 Morena Blvd / San Diego, CA 92117
 Phone: (858) 581-2250 / Fax: (858) 483-2734

REVISIONS

| NO. | DESCRIPTION |
|-----|-------------|
| | |
| | |
| | |
| | |

CITY OF DEL MAR
 UTILITIES UNDERGROUNDING
 ASSESSMENT

DATE: 5-24-16
 SHEET:
 5 OF 14
 DESIGN BY:
 DS
 DRAWN BY:
 ESL
 PROJECT #
 CDM720



SCALE:NTS



Utility Specialists
results through teamwork

4429 Morena Blvd / San Diego, CA 92117
 Phone: (858) 581-2250 / Fax: (858) 483-2734

REVISIONS

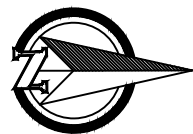
| | |
|--|--|
| | |
| | |
| | |
| | |

CITY OF DEL MAR
 UTILITIES UNDERGROUNDING
 ASSESSMENT

DATE: 5-24-16
 SHEET:
 6 OF 14
 DESIGN BY:
 DS
 DRAWN BY:
 ESL
 PROJECT #
 CDM720



SCALE:NTS



Utility Specialists
results through teamwork

4429 Morena Blvd / San Diego, CA 92117
 Phone: (858) 581-2250 / Fax: (858) 483-2734

REVISIONS


| NO. | DESCRIPTION |
|-----|-------------|
| | |
| | |
| | |
| | |

CITY OF DEL MAR
 UTILITIES UNDERGROUNDING
 ASSESSMENT

DATE: 5-24-16
 SHEET:
 8 OF 14
 DESIGN BY:
 DS
 DRAWN BY:
 ESL
 PROJECT #
 CDM720



SCALE:NTS



Utility Specialists
results through teamwork

4429 Morena Blvd / San Diego, CA 92117
 Phone: (858) 581-2250 / Fax: (858) 483-2734

REVISIONS


| NO. | DATE | DESCRIPTION |
|-----|------|-------------|
| | | |
| | | |
| | | |
| | | |

CITY OF DEL MAR
 UTILITIES UNDERGROUNDING
 ASSESSMENT

DATE: 5-24-16
 SHEET:
 10 OF 14
 DESIGN BY:
 DS
 DRAWN BY:
 ESL
 PROJECT #
 CDM720



SCALE:NTS



Utility Specialists
results through teamwork

4429 Morena Blvd / San Diego, CA 92117
 Phone: (858) 581-2250 / Fax: (858) 483-2734

REVISIONS

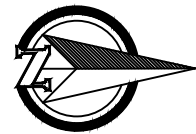
| NO. | DESCRIPTION |
|-----|-------------|
| | |
| | |
| | |
| | |

CITY OF DEL MAR
 UTILITIES UNDERGROUNDING
 ASSESSMENT

DATE: 5-24-16
 SHEET:
 11 OF 14
 DESIGN BY:
 DS
 DRAWN BY:
 ESL
 PROJECT #
 CDM720



SCALE:NTS



Utility Specialists
results through teamwork

4429 Morena Blvd / San Diego, CA 92117
 Phone: (858) 581-2250 / Fax: (858) 483-2734

REVISIONS

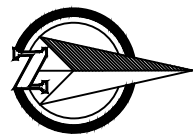
| NO. | DESCRIPTION |
|-----|-------------|
| | |
| | |
| | |
| | |

CITY OF DEL MAR
 UTILITIES UNDERGROUNDING
 ASSESSMENT

DATE: 5-24-16
 SHEET:
 13 OF 14
 DESIGN BY:
 DS
 DRAWN BY:
 ESL
 PROJECT #
 CDM720



SCALE:NTS



Utility Specialists
results through teamwork

4429 Morena Blvd / San Diego, CA 92117
 Phone: (858) 581-2250 / Fax: (858) 483-2734

REVISIONS

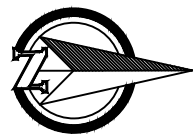
| NO. | DESCRIPTION |
|-----|-------------|
| | |
| | |
| | |
| | |

CITY OF DEL MAR
 UTILITIES UNDERGROUNDING
 ASSESSMENT

DATE: 5-24-16
 SHEET:
 14 OF 14
 DESIGN BY:
 DS
 DRAWN BY:
 ESL
 PROJECT #
 CDM720



SCALE:NTS



Utility Specialists
results through teamwork

4429 Morena Blvd / San Diego, CA 92117
 Phone: (858) 581-2250 / Fax: (858) 483-2734

REVISIONS


| NO. | DESCRIPTION |
|-----|-------------|
| | |
| | |
| | |
| | |

CITY OF DEL MAR
 UTILITIES UNDERGROUNDING
 ASSESSMENT

DATE: 5-24-16
 SHEET:
 2 OF 14
 DESIGN BY:
 DS
 DRAWN BY:
 ESL
 PROJECT #
 CDM720



SCALE:NTS



Utility Specialists
results through teamwork

4429 Morena Blvd / San Diego, CA 92117
 Phone: (858) 581-2250 / Fax: (858) 483-2734

REVISIONS


| NO. | DATE | DESCRIPTION |
|-----|------|-------------|
| | | |
| | | |
| | | |
| | | |

CITY OF DEL MAR
 UTILITIES UNDERGROUNDING
 ASSESSMENT

DATE: 5-24-16
 SHEET:
 9 OF 14
 DESIGN BY:
 DS
 DRAWN BY:
 ESL
 PROJECT #
 CDM720



SCALE:NTS



Utility Specialists
results through teamwork

4429 Morena Blvd / San Diego, CA 92117
 Phone: (858) 581-2250 / Fax: (858) 483-2734

REVISIONS

| NO. | DESCRIPTION |
|-----|-------------|
| | |
| | |
| | |
| | |

CITY OF DEL MAR
 UTILITIES UNDERGROUNDING
 ASSESSMENT

DATE: 5-24-16
 SHEET:
 12 OF 14
 DESIGN BY:
 DS
 DRAWN BY:
 ESL
 PROJECT #
 CDM720