
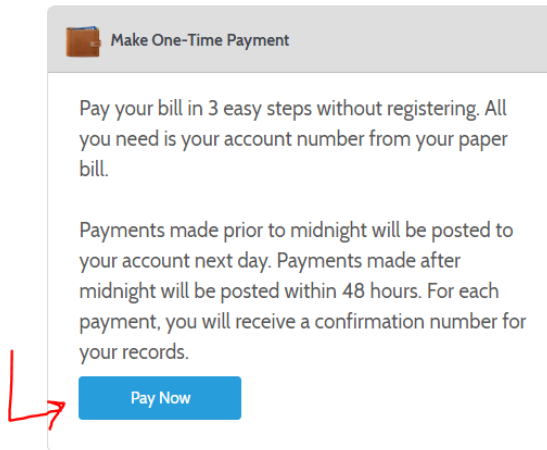


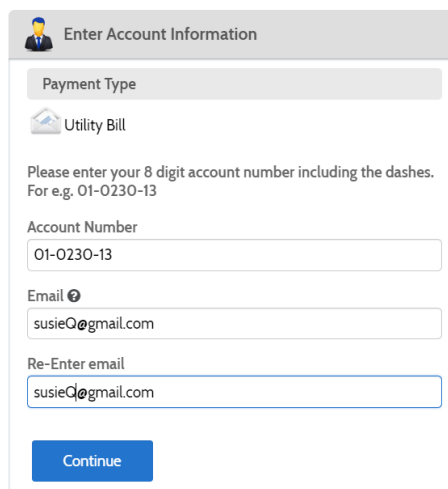
Online Payments for Utility Bills – One Time (Quick Pay) September 2019

1. Go to www.delmar.ca.us/paymybill and click “Pay Online”  to go directly to the Paymentus Customer Dashboard.


Click the “Pay Now” button on the left side of the screen.









2. Enter your eight-digit account number, including dashes and email address. Click “**Continue**”.
(The eight digit account number is found on the paper Utility Bill. If you do not know the eight-digit account number, please call Finance Customer Service at 858-755-9354, option 2). The account number should be typed in the format **##-####-##**.



3. Enter in the payment information and click "Continue."

 **Enter Payment Information**

First Name	Middle Name
<input type="text"/>	<input type="text"/>
Last Name	Daytime Phone Number
<input type="text"/>	<input type="text"/>
ZIP Code	
<input type="text"/>	
Due Date	Sep 5, 2019
Pay this Amount \$	<input type="text" value="0.00"/>
Payment Method	
<input type="radio"/>   	Credit Card
<input type="radio"/>  	Debit Card
<input type="radio"/> 	eCheck / Bank Account
<input type="button" value=" < Back"/>	<input type="button" value=" Continue"/>

4. At the confirmation page, review the information, agree to the Terms and Conditions, and click "Make Payment".
5. The next screen will provide a confirmation that you can print. An email receipt will be sent to the email address that you supplied.